



Agenda

Pembroke Upper Ottawa Valley OPP Detachment Board Meeting

Chair: Mayor Gervais
Wednesday, February 4, 2026
Council Chambers
1:00 p.m.

- 1. Land Acknowledgement**
- 2. Call to Order**
- 3. Disclosure of Pecuniary Interest and General Nature Thereof**
- 4. Approval of Agenda**
- 5. Approval of Minutes**
 - October 22, 2026 – Regular Meeting
- 6. Business Arising from the Minutes**
- 7. OPP Report**
 - a. OPP Detachment Commander's Update
 - Quarterly Report (October – December 2025) – Acting Inspector Darraugh
- 8. New Business**
 - a. Election of Chair and Vice Chair
 - b. Community Watch Meeting Update*- Mayor Gervais
 - c. Crime Stoppers Request – Clerk Charbonneau
- 9. Correspondence**
- 10. Date of Next Meeting**
 - Date to be confirmed.
- 11. Motion to Adjourn**

*= no attachments

Pembroke Police Services Board Meeting – Draft Minutes

City Hall, Council Chambers
Pembroke, Ontario
October 22, 2025
1:00 p.m.

Present:

Ron Gervais, Mayor
Patricia Lafreniere, Councillor (1:02 p.m.)
Christine Reavie
Michael St Jean
Dez Bair-Patel

Also Present:

Acting Inspector Steven Bosa, OPP
Director Sauriol, Planning, Building and By-Law Enforcement (item 8.a)
Victoria Charbonneau, Recording Secretary

1. Land Acknowledgement

2. Call to Order

The Chair called the meeting to order at 1:00 p.m.

3. Disclosure of Pecuniary Interest & General Nature Thereof

There were no disclosures of pecuniary interest.

4. Approval of Agenda

Motion:

Moved by Dez Bair-Patel

Seconded by Michael St. Jean

That the agenda of the Pembroke Police Services Board meeting of October 22, 2025, be amended to address item 8.a first followed by item 7.a.

Carried

5. Minutes

- Receive minutes of July 23, 2025

Motion:

Moved by Christine Reavie

Seconded by Councillor Lafreniere

That the minutes of the Pembroke Police Services Board meeting of May 21, 2025, be received as circulated.

Carried

- Receive minutes of August 27, 2025

Motion:

Moved by Christine Reavie
Seconded by Dez Bair-Patel

That the minutes of the Pembroke Police Services Board meeting of August 27, 2025, be received as circulated.

Carried

6. Business Arising from the Minutes

7. OPP Report

- Quarterly Report (July-September 2025)

Acting Inspector Bosa presented the Q3 report as attached in the October 22, 2025, meeting agenda package. The overview can be captured in totality by viewing the YouTube recording of the meeting at a time stamp of approximately 1:03 p.m. Highlights included:

- Public complaints – no public complaints received
- Daily activity reporting – drew attention to patrol of school in this quarter 3.75 hours it was clarified that this is a data entry key in – there are more hours captured in different categories through community safety hours, bike rodeos, and other events.
- Drug crime - increase in possession charges and control charges there is an increase due to many projects in action in the city
- E-ticketing warnings – software OPP uses to write digital tickets. This provides warnings issued that can be tracked which was not available in the past. The infractions and warnings are now tracked which is now captured and counted
- Mental health occurrences – numbers are on the rise (also across the province to note)
- Other crime occurrences – these occurrences do not fit with drug or other categories
- No fatal overdoses and 1 nonfatal reported – a significant decrease – Warming Center MESA team – HART Hub – may be reported to police because these organizations may chart them differently and not with the OPP
- Property crime – reduction of property crime has been consistently going down over the last few years
- Referrals to victim service agencies – slight decline from same quarter 2024. The OPP have an in house victims specialist which is 1 of 7 across the province of Ontario and the only one in the East Region.
- Youth charges – no youth charges in this quarter compared to 2024 - 13 to go through the diversion process and 7 convictions.
- Questions about foot patrols – in the data coding has been logged in a different statistical organization column and officers logging foot patrol hours inconsistently coding. This has been identified and will be addressed a quarterly meeting next week to have officers logging hours consistently to effectively capture the hours.

- Questions about including a YTD comparison for foot patrols so the board can review and compare. Response included it may be an addendum to the report, but will be addressed.
- Highlighted that individuals who conduct an offense who have a mental health associated with the crime still are being addressed in a specific stream of court services.
- Questions on patrol hours – OPP officer with auxiliary officer
- Not a scheduled piece it is based on volunteer hours of auxiliary
- Question about patrol cruiser logged on page – indicated that there are other other officers on projects etc. that are not logged on these stats – these are on top of
- Questions about police records check and how to process works
 - These have gone online and there is no local work around with noted long wait time
 - They have increased the allotted time records check employees can do to help reduce the back log in conjunction with having more staff trained in conducting the process.
 - Delays are still in roughly 10-week mark
 - Political backing /pressures discussion was had
 - Reach out to other Upper Ottawa valley board detachment boards to make a joint statement

Direction: Staff to send letter to other boards with a proposed motion to other UOV to support having more resources brought forward

Motion:

Moved by Councillor Pat Lafreniere

Seconded by Michael St. Jean

The Mayor Of Pembroke request a meeting with MPP to discuss the issue of the new process for police record check processing.

Carried

8. New Business

a. Community Watch Meeting– Chair Gervais

Discussion was had with the following highlights:

- About 50 people in attendance
- Presentation over what the community watch program is about
- Addition information
- Signage is up at all zones now
- Conversation about new officers and community improvement plan and having crime prevention through environmental design a
- Alternative location was discussed to be needed to accommodate people

b. Meeting Dates for 2026

Discussion:

The schedule reflected below are the proposed dates for the 2025 Meeting

Dates Pembroke Upper Ottawa Valley OPP Detachment Board:

Wednesday January 21, 2026 1:00 p.m. - 3:00 p.m. February 4th 1:00 p.m.

DIRECTION: staff to send a doodle poll to board members to confirm dates for future meeting dates of 2026.

c. Board Insurance Update* – Clerk Charbonneau

Highlights included:

- Insurance renewal for the Police Service Board is underway with Intact Insurance (renewal date of November 1, 2025)
- The insurance costs were included in the approved 2025 budget

d. PSB Crime Stoppers Collaboration Activities Update – Clerk Charbonneau

Highlights from the report discussion included:

- Your TV may be interested in promoting a 30-minute recorded session on the Crime Stoppers public education taping that can be broadcast
- Discussion over where potential places to affix signage to poles and what the process with the city to do so is. Potential spaces for signage included:
 - Parking lots
 - Board is in favour of the signage
 - Depending on signage costs
 - Service clubs Kiwanis and Rotary (for presentations)

DIRECTION:

- Have staff look at what city owned poles the signage can be affixed to and feasible areas to place signage for public view
- Reach out to yourTV about potential of creating a taping of the Crime Stoppers 101 session, look into seeing if this can also be shared (online)

e. Cops and Kids Fishing Derby*- Chair Gervais

Highlights included:

- August 9th at 9:00 a.m. at the Waterfront Park and Marina
- Always a successful event and good opportunity for public outreach, collaboration and fun for children

9. Correspondence

a. OAPSB meeting material

10. Date of Next Meeting

The next meeting is scheduled for February 4, 2026, beginning at 1:00 p.m.

11. Motion to Adjourn

Motion:

Moved by Dez Bair-Patel.

Seconded by Michael St. Jean

That the October 22, 2025, Pembroke Police Services Board meeting adjourns at 2:03 p.m.

Carried

Chair

Recording Secretary

Pembroke Upper Ottawa Valley Police Detachment Board



Q4: October - December 2025
OPP Detachment Board Report

Calls For Service (CFS) Billing Summary Report
 RENFREW Co. - Pembroke C

Max Date Loaded Jan 28, 2026

Billing Category	2025				2024				
	October to December	Year to Date	Time Std	YTD Weighted Hrs	October to December	Year to Date	Time Std	YTD Weighted Hrs	
<i>(Billing categories below do not match traditional crime groupings)</i>									
Violent Criminal Code	85	33	14.80	488.40	1	91	29	14.80	429.20
Property Crime Violations	94	33	6.20	204.60	2	111	34	6.20	210.80
Other Criminal Code Violations (Excluding traffic)	54	18	7.10	127.80	3	70	15	7.10	106.50
Drug Possession	7	5	5.90	29.50	4	14	11	5.90	64.90
Drugs	3	1	88.10	88.10	5	9	3	88.10	264.30
Operational	492	151	3.90	588.90	6	550	207	3.90	807.30
Operational2	116	32	1.70	54.40	7	104	27	1.70	45.90
Statutes & Acts	134	40	3.50	140.00	8	133	74	3.50	259.00
Traffic	77	26	3.80	98.80	9	76	19	3.80	72.20
Total	1062	339		1,820.50	1158	419			2,260.10

Note to Detachment Commanders:

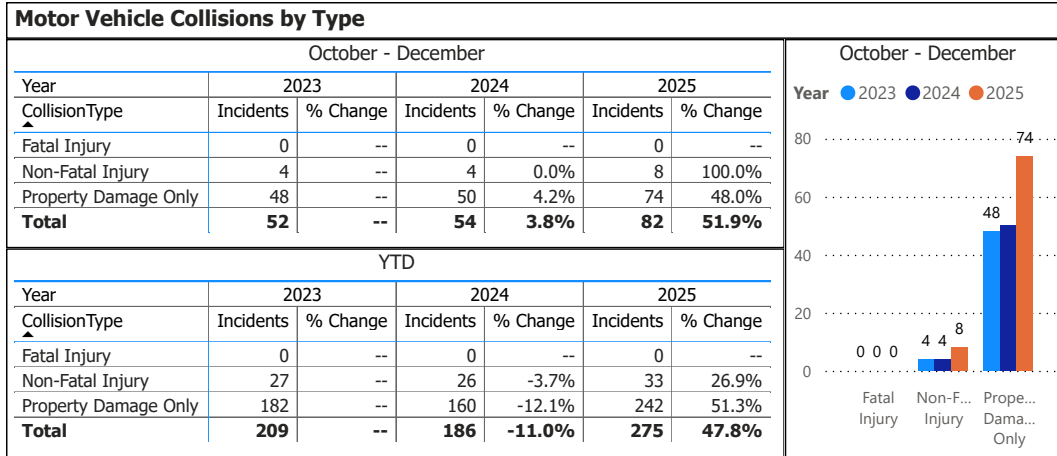
- **The content of each report is to be shared by the Detachment Commander only with the municipality for which it was generated. The municipality may treat this as a public document and distribute it as they wish.**
- All data is sourced from the Niche RMS application. Included are 'reported' occurrences (actuals and unfounded occurrences) for 'billable' occurrences ONLY. Data is refreshed on a weekly basis.
- The Traffic category includes motor vehicle collision (MVC) occurrences entered into Niche (UCR code 8521). MVCs are NOT sourced from the eCRS application for this report.
- Only the primary violation is counted within an occurrence.
- Time standards displayed are for the 2025 billing period.

Note to Municipalities:

- Data contained within this report is dynamic in nature and numbers will change over time as the Ontario Provincial Police continues to investigate and solve crime.
- This report is NOT to be used for crime trend analysis as not all occurrences are included.
- Data groupings within this report do not match traditional crime groupings seen in other public reports such as the OPP Detachment Board reports or Statistics Canada reporting.

Summary Report View - View of the report which only includes the 9 billable work groups.

**OPP Detachment Board Report
Collision Reporting System
October - December 2025**



Data source (Collision Reporting System) date:
28-Jan-2026

Detachment: 3M - UPPER OTTAWA VALLEY
Location code(s): 3M20 - PEMBROKE

Area(s): 3172 - Pembroke, 3231 - Pembroke Downtown Core
Data source date:
28-Jan-2026

Report Generated on:
28-Jan-2026 7:59:24 PM

OPP Detachment Board Report Collision Reporting System October - December 2025

Fatalities in Detachment Area - Incidents									
October - December									
Type	Motor Vehicle			Motorized Snow Vehicle			Off-Road Vehicle		
Year	Alcohol/Drugs	Incidents	% Change	Alcohol/Drugs	Incidents	% Change	Alcohol/Drugs	Incidents	% Change
2023	0	0	--	0	0	--	0	0	--
2024	0	0	--	0	0	--	0	0	--
2025	0	0	--	0	0	--	0	0	--
YTD									
Type	Motor Vehicle			Motorized Snow Vehicle			Off-Road Vehicle		
Year	Alcohol/Drugs	Incidents	% Change	Alcohol/Drugs	Incidents	% Change	Alcohol/Drugs	Incidents	% Change
2023	0	0	--	0	0	--	0	0	--
2024	0	0	--	0	0	--	0	0	--
2025	0	0	--	0	0	--	0	0	--
Fatalities in Detachment Area - Persons Killed									
October - December									
Type	Motor Vehicle		Motorized Snow Vehicle		Off-Road Vehicle				
Year	Persons Killed	% Change	Persons Killed	% Change	Persons Killed	% Change			
2023	0	--	0	--	0	--			
2024	0	--	0	--	0	--			
2025	0	--	0	--	0	--			
YTD									
Type	Motor Vehicle		Motorized Snow Vehicle		Off-Road Vehicle				
Year	Persons Killed	% Change	Persons Killed	% Change	Persons Killed	% Change			
2023	0	--	0	--	0	--			
2024	0	--	0	--	0	--			
2025	0	--	0	--	0	--			
Primary Causal Factors in Fatal Motor Vehicle Collisions									
October - December					YTD				
	2023	2024	2025		2023	2024	2025		
Speeding	0	0	0	Speeding	0	0	0		
Speeding % Change	--	--	--	Speeding % Change	--	--	--		
Distracted	0	0	0	Distracted	0	0	0		
Distracted % Change	--	--	--	Distracted % Change	--	--	--		
Alcohol/Drugs	0	0	0	Alcohol/Drugs	0	0	0		
Alcohol/Drugs % Change	--	--	--	Alcohol/Drugs % Change	--	--	--		
Wildlife	0	0	0	Wildlife	0	0	0		
Wildlife % Change	--	--	--	Wildlife % Change	--	--	--		
NoSeatbelt	0	0	0	NoSeatbeltYTD	0	0	0		
NoSeatbelt YoY%	--	--	--	NoSeatbeltYTD YoY%	--	--	--		

October - December									
Speeding, Distracted, Al...	1.0	0.5	0.0	0	0	0	0	0	0
				2023	2024	2025			

Data source (Collision Reporting System) date:
28-Jan-2026

Detachment: 3M - UPPER OTTAWA VALLEY
Location code(s): 3M20 - PEMBROKE

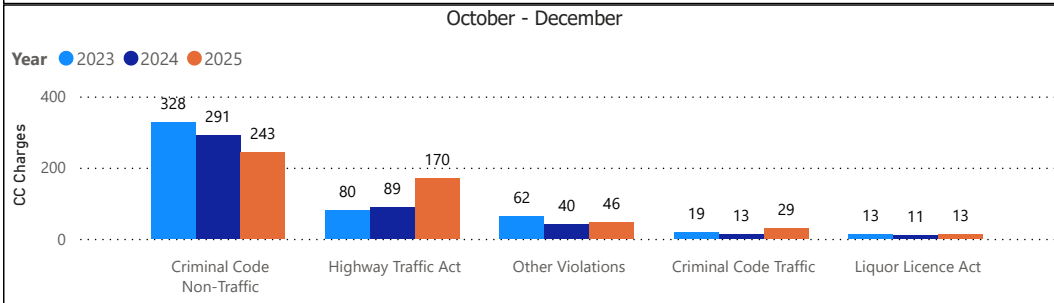
Area(s): 3172 - Pembroke, 3231 - Pembroke Downtown Core
Data source date:
28-Jan-2026

Report Generated on:
28-Jan-2026 7:59:24 PM

**OPP Detachment Board Report
Records Management System
October - December 2025**

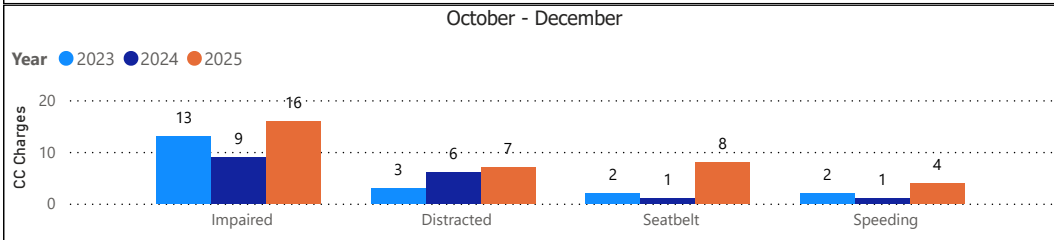
Criminal Code and Provincial Statute Charges Laid						
October - December						
Year	2023		2024		2025	
ChargeCategory1	Offence Count	% Change	Offence Count	% Change	Offence Count	% Change
Criminal Code Non-Traffic	328	--	291	-11.3%	243	-16.5%
Criminal Code Traffic	19	--	13	-31.6%	29	123.1%
Highway Traffic Act	80	--	89	11.3%	170	91.0%
Liquor Licence Act	13	--	11	-15.4%	13	18.2%
Other Violations	62	--	40	-35.5%	46	15.0%
Total	502	--	444	-11.6%	501	12.8%

YTD						
Year	2023		2024		2025	
ChargeCategory1	Offence Count	% Change	Offence Count	% Change	Offence Count	% Change
Criminal Code Non-Traffic	1,267	--	1,461	15.3%	1,202	-17.7%
Criminal Code Traffic	72	--	68	-5.6%	96	41.2%
Highway Traffic Act	455	--	411	-9.7%	561	36.5%
Liquor Licence Act	38	--	36	-5.3%	43	19.4%
Other Violations	227	--	281	23.8%	345	22.8%
Total	2,059	--	2,257	9.6%	2,247	-0.4%



Traffic Related Charges						
October - December						
Year	2023		2024		2025	
ChargeCategory2	Offence Count	% Change	Offence Count	% Change	Offence Count	% Change
Speeding	2	--	1	-50.0%	4	300.0%
Seatbelt	2	--	1	-50.0%	8	700.0%
Impaired	13	--	9	-30.8%	16	77.8%
Distracted	3	--	6	100.0%	7	16.7%

YTD						
Year	2023		2024		2025	
ChargeCategory2	Offence Count	% Change	Offence Count	% Change	Offence Count	% Change
Speeding	15	--	12	-20.0%	24	100.0%
Seatbelt	82	--	49	-40.2%	40	-18.4%
Impaired	58	--	39	-32.8%	67	71.8%
Distracted	22	--	30	36.4%	26	-13.3%



Detachment: 3M - UPPER OTTAWA VALLEY

Location code(s): 3M20 - PEMBROKE

Area(s): 3172 - Pembroke, 3231 - Pembroke Downtown Core

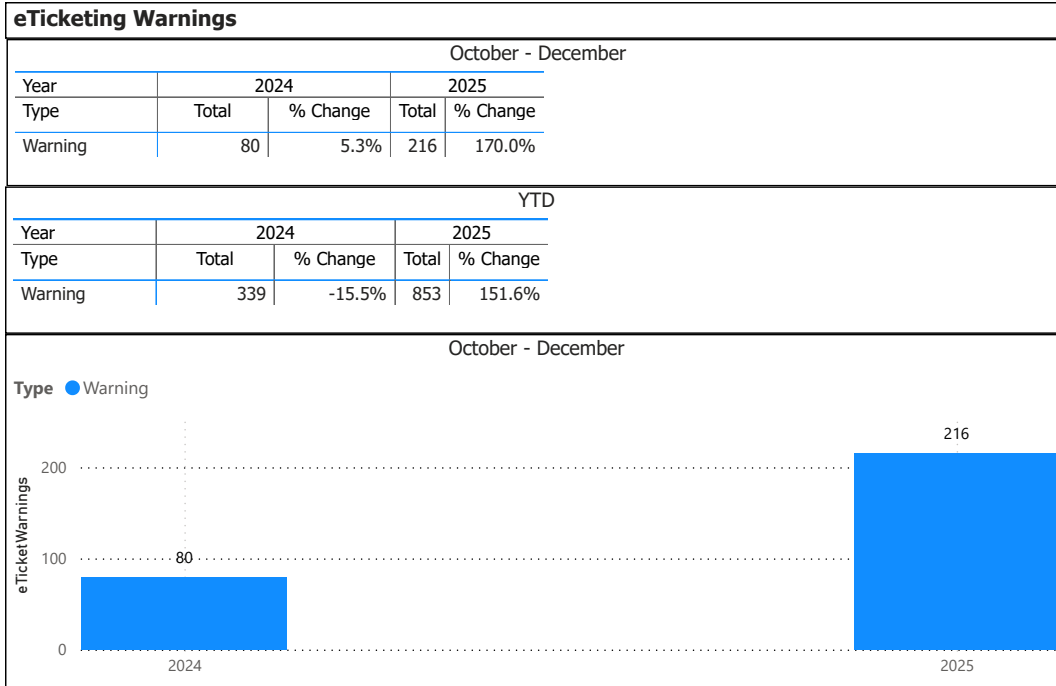
Data source date:

28-Jan-26

Report Generated on:

28-Jan-2026 7:59:24 PM

**OPP Detachment Board Report
Records Management System
October - December 2025**



Note: The eTicketing system was not fully implemented until the end of 2022, therefore data is only available beginning in 2023. % Change in 2023 may appear higher in this report due to the incomplete 2022 data.

Detachment: 3M - UPPER OTTAWA VALLEY

Location code(s): 3M20 - PEMBROKE

Area(s): 3172 - Pembroke, 3231 - Pembroke Downtown Core

Data source date:

28-Jan-26

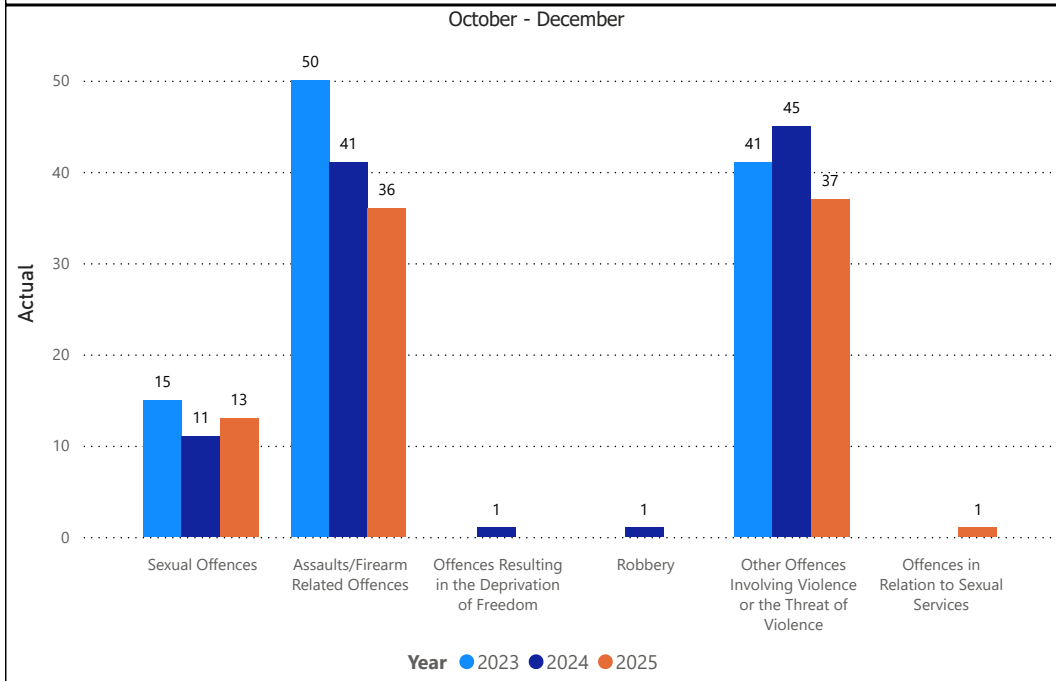
Report Generated on:

28-Jan-2026 8:06:25 PM

**OPP Detachment Board Report
Records Management System
October - December 2025**

Violent Crime						
October-December						
Year	2023		2024		2025	
ViolationGrp	Actual	% Change	Actual	% Change	Actual	% Change
Homicides	0	--	0	--	0	--
Other Offences Causing Death	0	--	0	--	0	--
Attempted Murder	0	--	0	--	0	--
Sexual Offences	15	--	11	-26.7%	13	18.2%
Assaults/Firearm Related Offences	50	--	41	-18.0%	36	-12.2%
Offences Resulting in the Deprivation of Freedom	0	--	1	--	0	-100.0%
Robbery	0	--	1	--	0	-100.0%
Other Offences Involving Violence or the Threat of Violence	41	--	45	9.8%	37	-17.8%
Offences in Relation to Sexual Services	0	--	0	--	1	--
Total	106	--	99	-6.6%	87	-12.1%

YTD						
Year	2023		2024		2025	
ViolationGrp	Actual	% Change	Actual	% Change	Actual	% Change
Homicides	2	--	0	-100.0%	0	--
Other Offences Causing Death	0	--	0	--	0	--
Attempted Murder	0	--	1	--	0	-100.0%
Sexual Offences	54	--	45	-16.7%	51	13.3%
Assaults/Firearm Related Offences	206	--	209	1.5%	193	-7.7%
Offences Resulting in the Deprivation of Freedom	2	--	1	-50.0%	2	100.0%
Robbery	4	--	5	25.0%	4	-20.0%
Other Offences Involving Violence or the Threat of Violence	129	--	167	29.5%	179	7.2%
Offences in Relation to Sexual Services	0	--	0	--	1	--
Total	397	--	428	7.8%	430	0.5%



Detachment: 3M - UPPER OTTAWA VALLEY

Location code(s): 3M20 - PEMBROKE

Area(s): 3172 - Pembroke, 3231 - Pembroke Downtown Core

Data source date:

28-Jan-2026

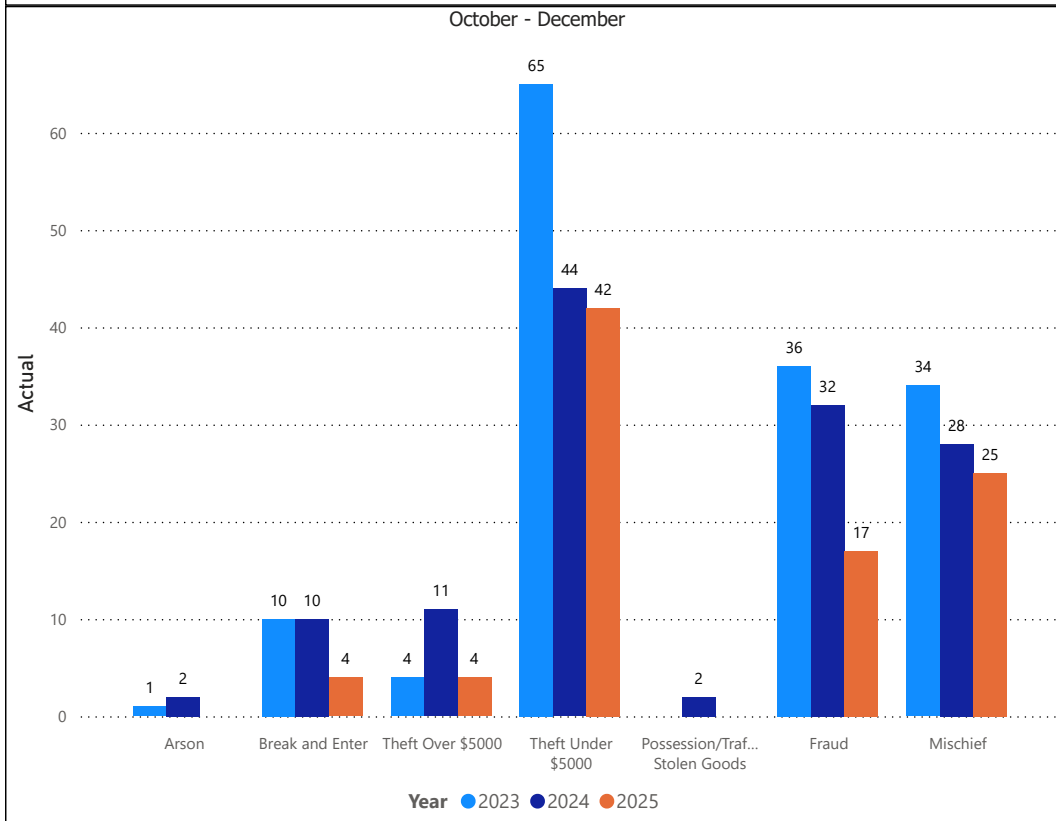
Report Generated on:

28-Jan-2026 7:59:24 PM

**OPP Detachment Board Report
Records Management System
October - December 2025**

Property Crime						
October - December						
Year	2023		2024		2025	
ViolationGrp	Actual	% Change	Actual	% Change	Actual	% Change
Arson	1	--	2	100.0%	0	-100.0%
Break and Enter	10	--	10	0.0%	4	-60.0%
Theft Over \$5000	4	--	11	175.0%	4	-63.6%
Theft Under \$5000	65	--	44	-32.3%	42	-4.5%
Possession/Trafficking Stolen Goods	0	--	2	--	0	-100.0%
Fraud	36	--	32	-11.1%	17	-46.9%
Mischief	34	--	28	-17.6%	25	-10.7%
Total	150	--	129	-14.0%	92	-28.7%

YTD						
Year	2023		2024		2025	
ViolationGrp	Actual	% Change	Actual	% Change	Actual	% Change
Arson	2	--	2	0.0%	2	0.0%
Break and Enter	50	--	50	0.0%	25	-50.0%
Theft Over \$5000	20	--	25	25.0%	22	-12.0%
Theft Under \$5000	265	--	207	-21.9%	195	-5.8%
Possession/Trafficking Stolen Goods	3	--	7	133.3%	5	-28.6%
Fraud	160	--	154	-3.8%	101	-34.4%
Mischief	133	--	137	3.0%	104	-24.1%
Total	633	--	582	-8.1%	454	-22.0%



Detachment: 3M - UPPER OTTAWA VALLEY

Location code(s): 3M20 - PEMBROKE

Area(s): 3172 - Pembroke, 3231 - Pembroke Downtown Core

Data source date:

28-Jan-2026

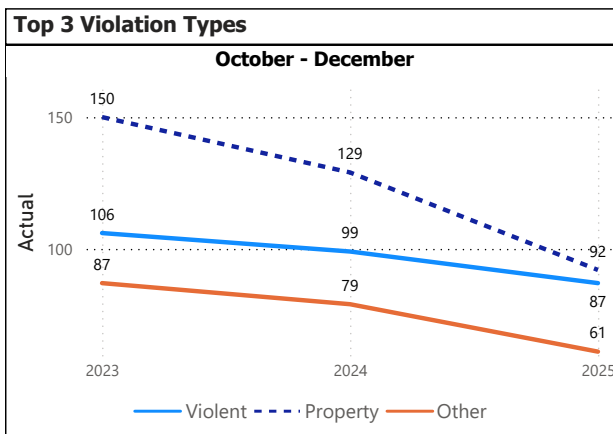
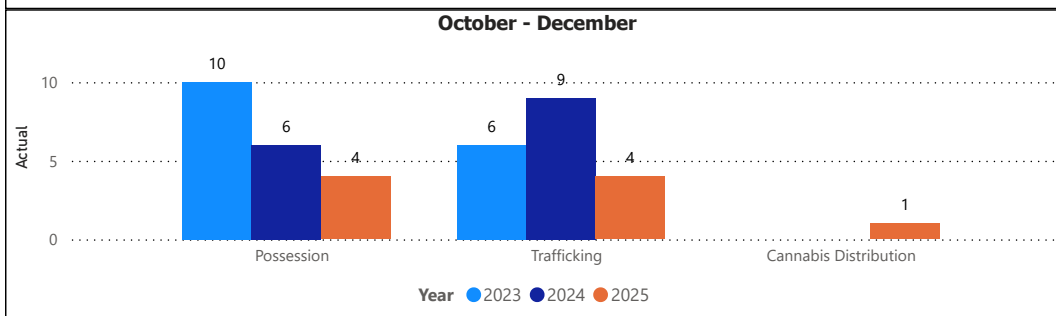
Report Generated on:

28-Jan-2026 7:59:24 PM

**OPP Detachment Board Report
Records Management System
October - December 2025**

Drug Crime						
October - December						
Year	2023		2024		2025	
ViolationGrp	Actual	% Change	Actual	% Change	Actual	% Change
Possession	10	--	6	-40.0%	4	-33.3%
Trafficking	6	--	9	50.0%	4	-55.6%
Importation & Production	0	--	0	--	0	--
Cannabis Possession	0	--	0	--	0	--
Cannabis Distribution	0	--	0	--	1	--
Cannabis Sale	0	--	0	--	0	--
Cannabis Importation & Exportation	0	--	0	--	0	--
Cannabis Production	0	--	0	--	0	--
Other Cannabis Violations	0	--	0	--	0	--
Total	16	--	15	-6.3%	9	-40.0%

YTD						
Year	2023		2024		2025	
ViolationGrp	Actual	% Change	Actual	% Change	Actual	% Change
Possession	44	--	39	-11.4%	34	-12.8%
Trafficking	21	--	30	42.9%	55	83.3%
Importation & Production	0	--	1	--	0	-100.0%
Cannabis Possession	0	--	0	--	0	--
Cannabis Distribution	0	--	1	--	1	0.0%
Cannabis Sale	0	--	0	--	0	--
Cannabis Importation & Exportation	0	--	0	--	0	--
Cannabis Production	0	--	0	--	0	--
Other Cannabis Violations	0	--	0	--	0	--
Total	65	--	71	9.2%	90	26.8%



Top 5 Violation Groups				
October - December				
ViolationGrp	2023	2024	2025	Total
Failure to Comply	54	66	44	164
Theft Under \$5000	65	44	42	151
Assaults/Firearm Related Offences	50	41	36	127
Other Offences Involving Violence or the Threat of Violence	41	45	37	123
Mischief	34	28	25	87

Detachment: 3M - UPPER OTTAWA VALLEY

Location code(s): 3M20 - PEMBROKE

Area(s): 3172 - Pembroke, 3231 - Pembroke Downtown Core

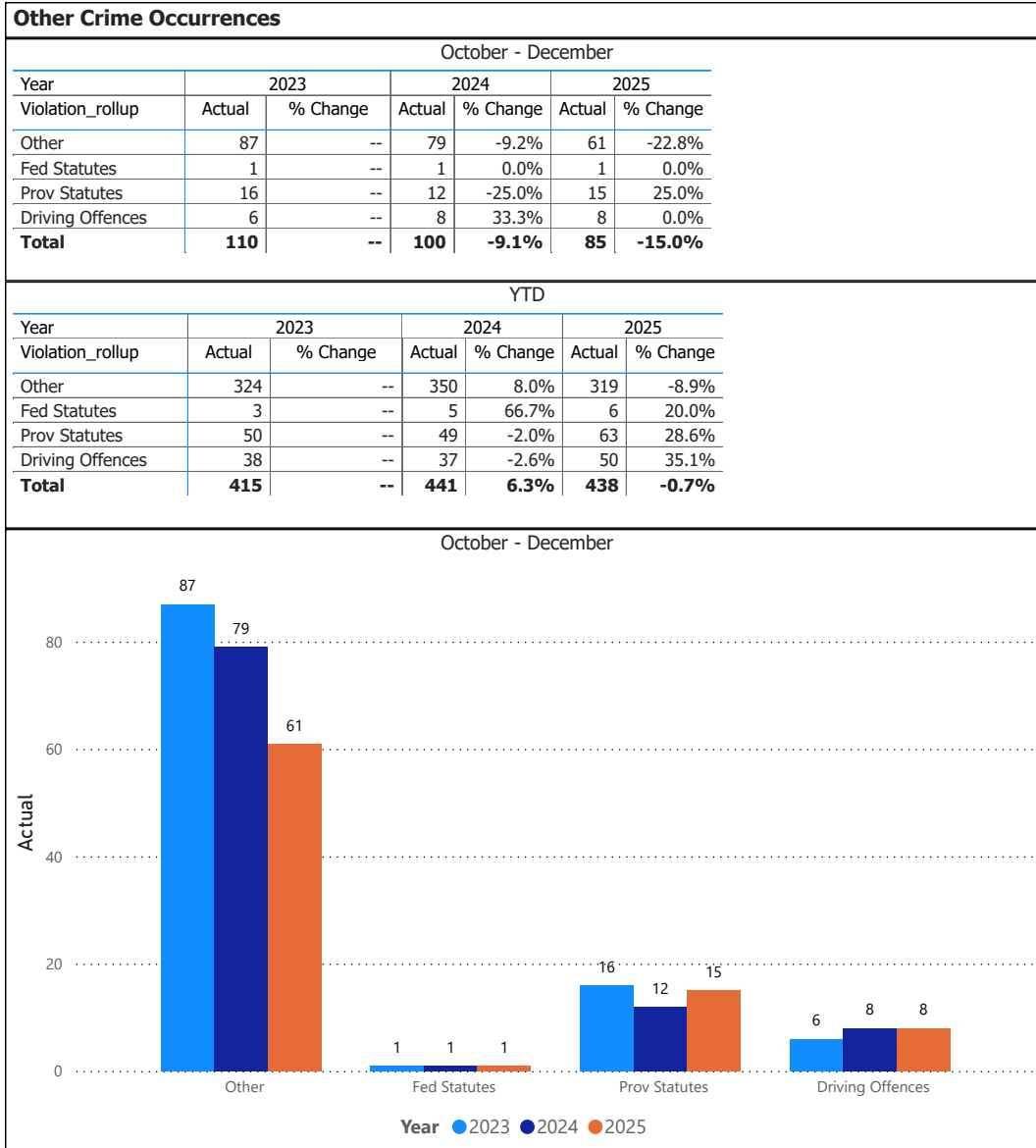
Data source date:

28-Jan-2026

Report Generated on:

28-Jan-2026 7:59:24 PM

**OPP Detachment Board Report
Records Management System
October - December 2025**



Detachment: 3M - UPPER OTTAWA VALLEY

Location code(s): 3M20 - PEMBROKE

Area(s): 3172 - Pembroke, 3231 - Pembroke Downtown Core

Data source date:

28-Jan-2026

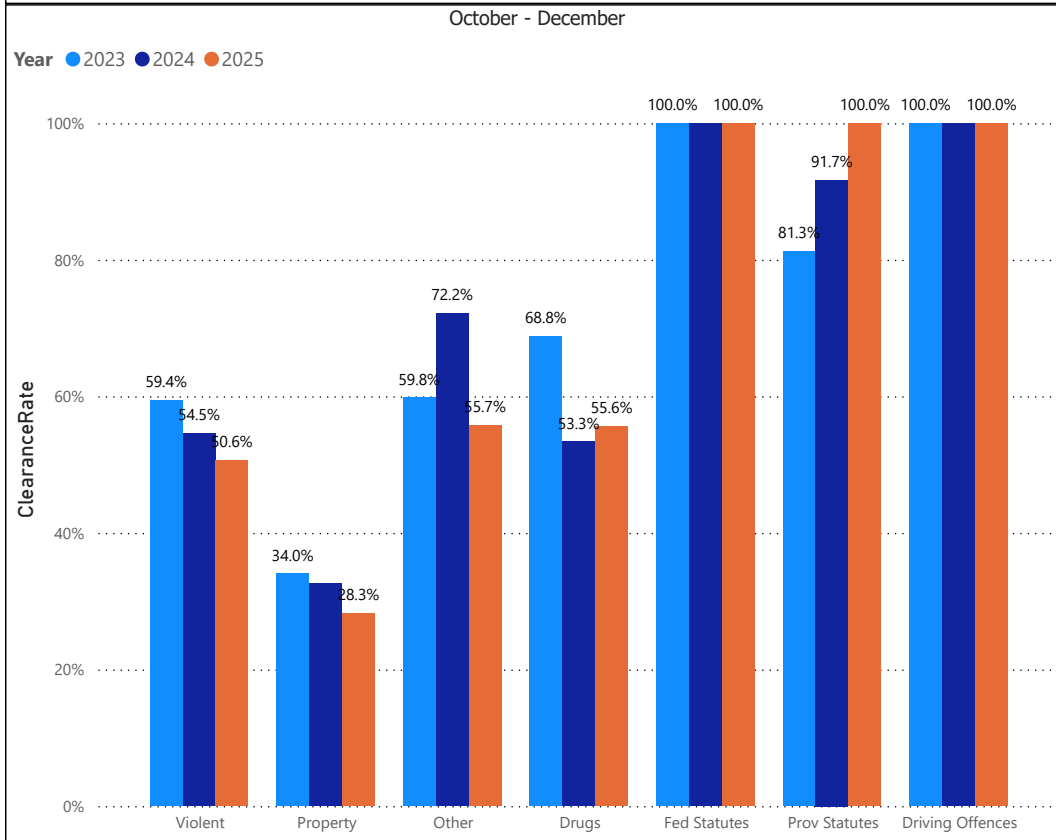
Report Generated on:

28-Jan-2026 7:59:24 PM

**OPP Detachment Board Report
Records Management System
October - December 2025**

Clearance Rate						
October - December						
Year	2023		2024		2025	
	%	% Change	%	% Change	%	% Change
Violent	59.4%	--	54.5%	-8.2%	50.6%	-7.3%
Property	34.0%	--	32.6%	-4.2%	28.3%	-13.2%
Other	59.8%	--	72.2%	20.7%	55.7%	-22.7%
Drugs	68.8%	--	53.3%	-22.4%	55.6%	4.2%
Fed Statutes	100.0%	--	100.0%	0.0%	100.0%	0.0%
Prov Statutes	81.3%	--	91.7%	12.8%	100.0%	9.1%
Driving Offences	100.0%	--	100.0%	0.0%	100.0%	0.0%

YTD						
Year	2023		2024		2025	
	%	% Change	%	% Change	%	% Change
Violation_rollop						
Violent	63.5%	--	59.8%	-5.8%	55.8%	-6.7%
Property	27.5%	--	25.8%	-6.2%	29.1%	12.8%
Other	63.9%	--	69.4%	8.7%	61.4%	-11.5%
Drugs	70.8%	--	67.6%	-4.5%	72.2%	6.8%
Fed Statutes	100.0%	--	100.0%	0.0%	100.0%	0.0%
Prov Statutes	80.0%	--	85.7%	7.1%	93.7%	9.3%
Driving Offences	97.4%	--	89.2%	-8.4%	96.0%	7.6%



Detachment: 3M - UPPER OTTAWA VALLEY

Location code(s): 3M20 - PEMBROKE

Area(s): 3172 - Pembroke, 3231 - Pembroke Downtown Core

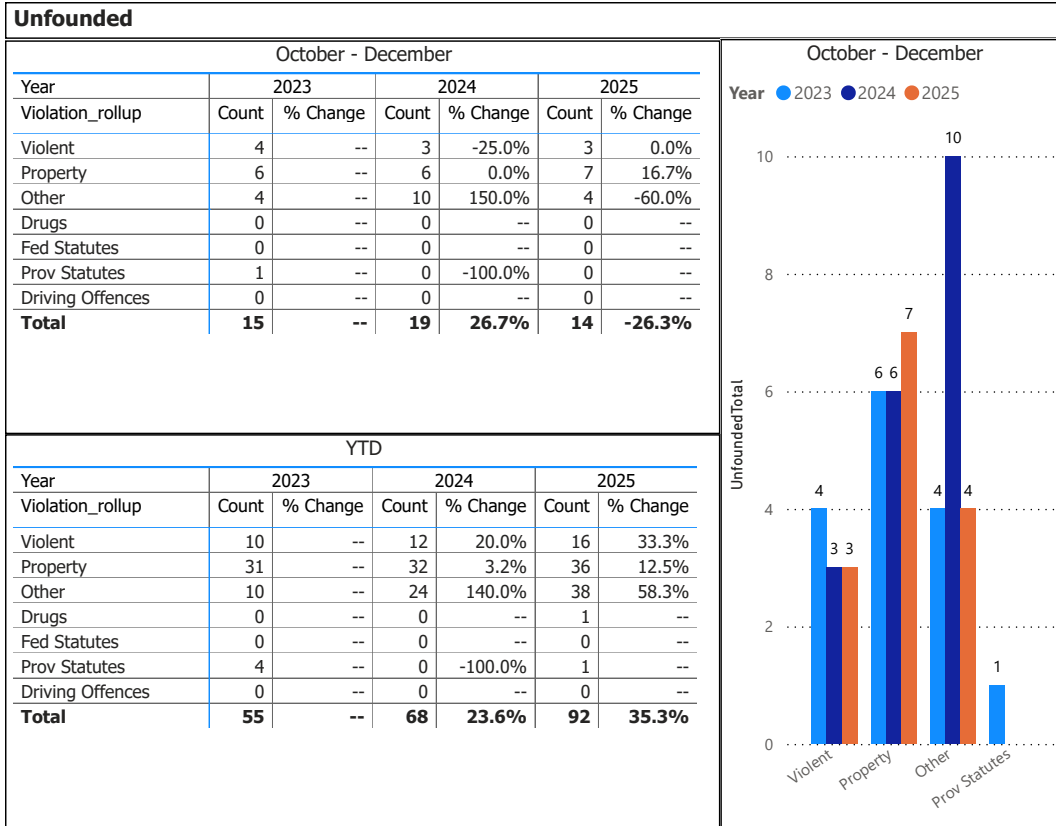
Data source date:

28-Jan-2026

Report Generated on:

28-Jan-2026 7:59:24 PM

**OPP Detachment Board Report
Records Management System
October - December 2025**



Detachment: 3M - UPPER OTTAWA VALLEY

Location code(s): 3M20 - PEMBROKE

Area(s): 3172 - Pembroke, 3231 - Pembroke Downtown Core

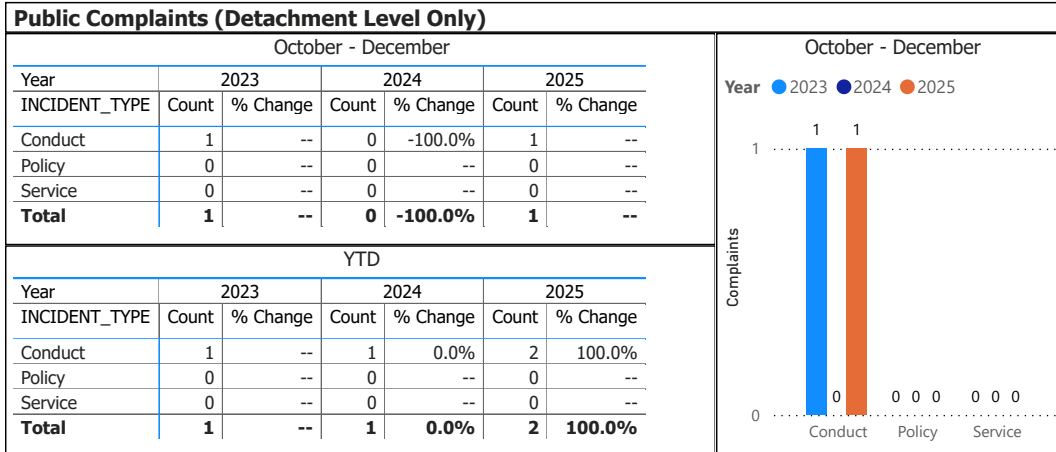
Data source date:

28-Jan-2026

Report Generated on:

28-Jan-2026 7:59:24 PM

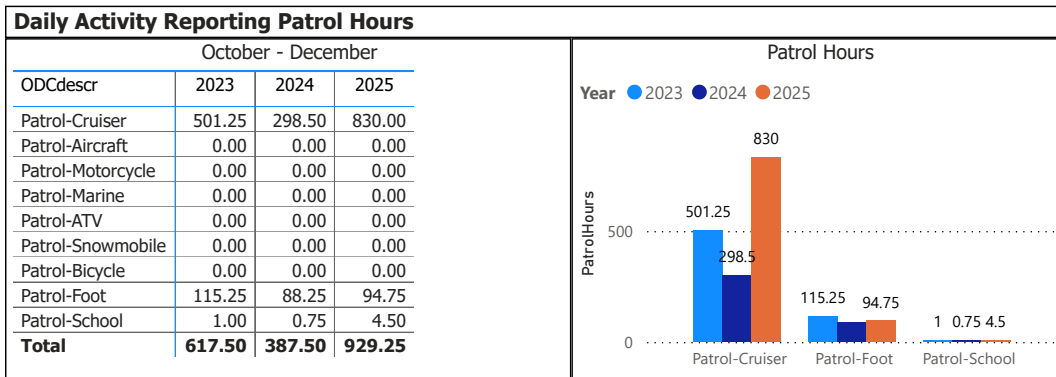
OPP Detachment Board Report Records Management System October - December 2025



Data source: RMS Data Feed
Ontario Provincial Police, Professional Standards Bureau Commander Reports - File Manager System

Data source date:
28-Jan-2026

Daily Activity Reporting



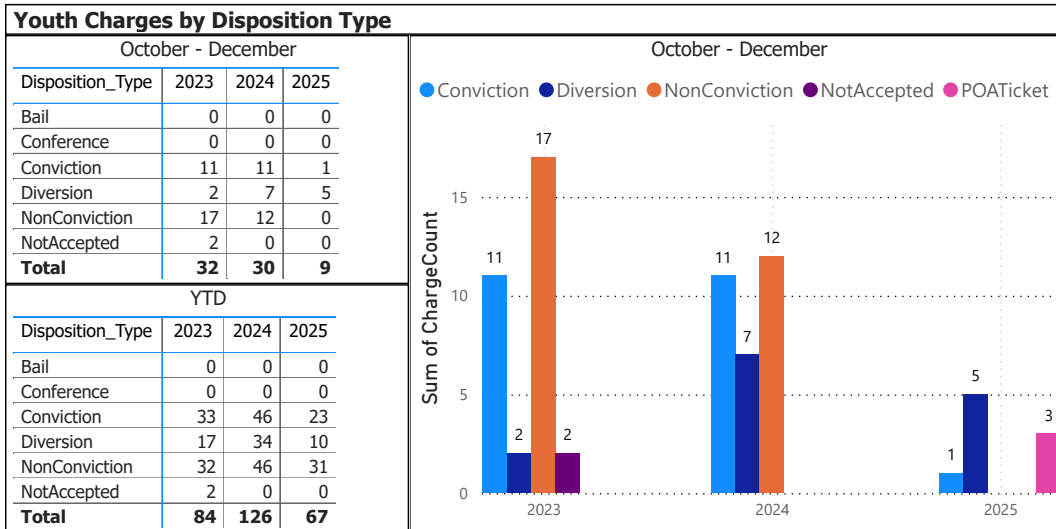
Data source (Daily Activity Reporting System) date:
28-Jan-2026

Detachment: 3M - UPPER OTTAWA VALLEY
Location code(s): 3M20 - PEMBROKE

Data source date:
28-Jan-2026

Report Generated on:
28-Jan-2026 7:59:24 PM

**OPP Detachment Board Report
Records Management System
October - December 2025**



Youth Charges by Disposition and Occurrence Type

October - December								
Year	2025							To
OccType	Bail	Conference	Conviction	Diversion	NonConviction	NotAccepted	POATicket	
Assault	0		0	5	0	0		
eTicket - Vehicle			0	0	0	0	0	2
Mischief		0	1	0	0	0	0	0
Traffic enforcement - H.T.A.			0	0	0	0	0	1
Total	0	0	1	5	0	0	0	3

YTD								
Year	2025							To
OccType	Bail	Conference	Conviction	Diversion	NonConviction	NotAccepted	POATicket	
Assault	0		7	7	15	0		
Bail violations	0		4	0	0	0	0	0
B-E bus/res/oth			3	0	3			
Breach of probation	0		1	0	2	0		
eTicket - Vehicle			0	0	0	0	0	2
Harassment			2	0	2			
Mischief		0	1	0	0	0	0	0
Sexual assault			0	0	2	0		
Threats			2	3	3	0		
Traffic enforcement - H.T.A.			0	0	0	0	0	1
Weapons			3	0	4	0		
Total	0	0	23	10	31	0	0	3

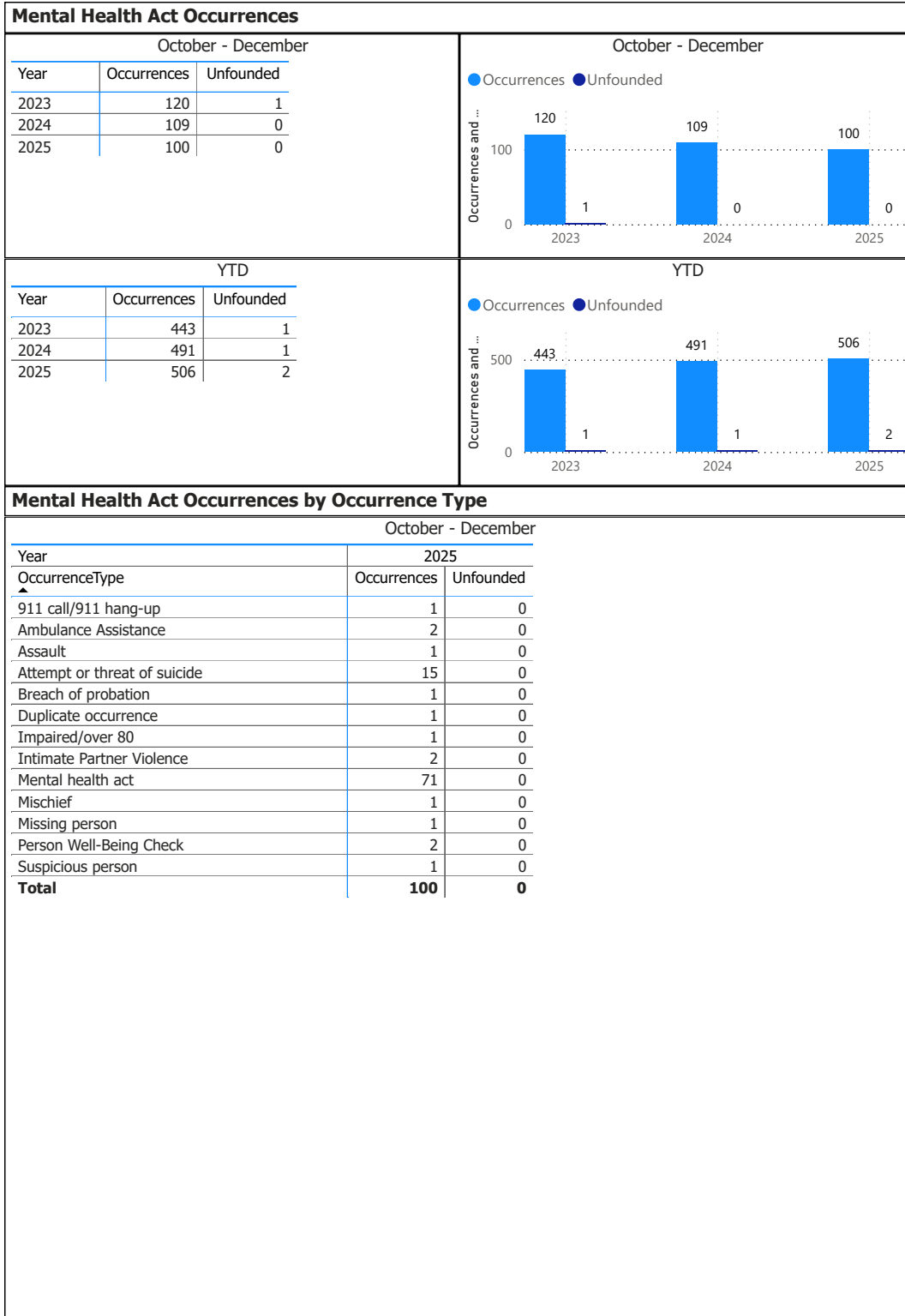
The tables and chart on this page present summarized youth charges by disposition and occurrence type that have been recorded in the OPP Niche RMS application. Of note... the Niche data sourced for this report page only lists youth charges that have had a disposition type entered against them. Therefore, please be aware that the counts of youth charges entries on this report page are under stating the potential sum of youth charges that are in OPP Niche RMS.

Detachment: 3M - UPPER OTTAWA VALLEY
Location code(s): 3M20 - PEMBROKE

Area(s): 3172 - Pembroke, 3231 - Pembroke Downtown Core
Data source date:
28-Jan-2026

Report Generated on:
28-Jan-2026 8:10:35 PM

**OPP Detachment Board Report
Records Management System
October - December 2025**



Detachment: 3M - UPPER OTTAWA VALLEY

Location code(s): 3M20 - PEMBROKE

Area(s): 3172 - Pembroke, 3231 - Pembroke Downtown Core

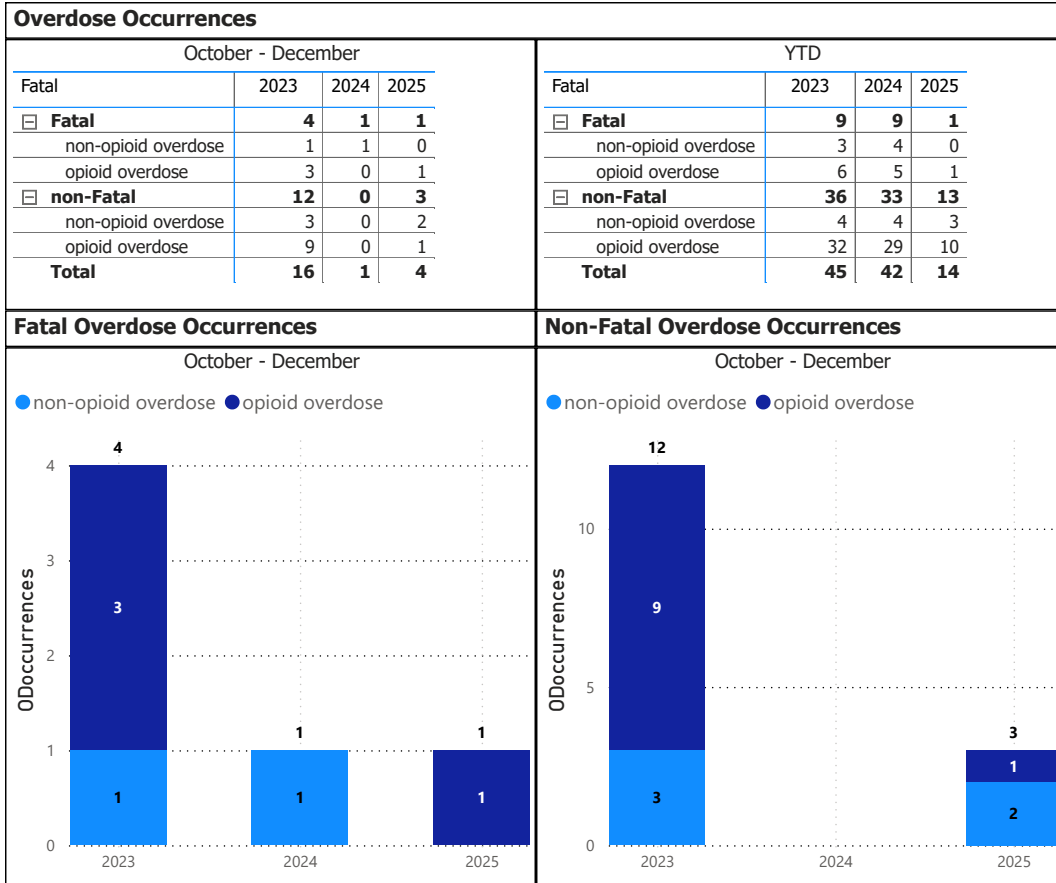
Data source date:

28-Jan-2026

Report Generated on:

28-Jan-2026 7:59:24 PM

OPP Detachment Board Report Records Management System October - December 2025



Detachment: 3M - UPPER OTTAWA VALLEY

Location code(s): 3M20 - PEMBROKE

Area(s): 3172 - Pembroke, 3231 - Pembroke Downtown Core

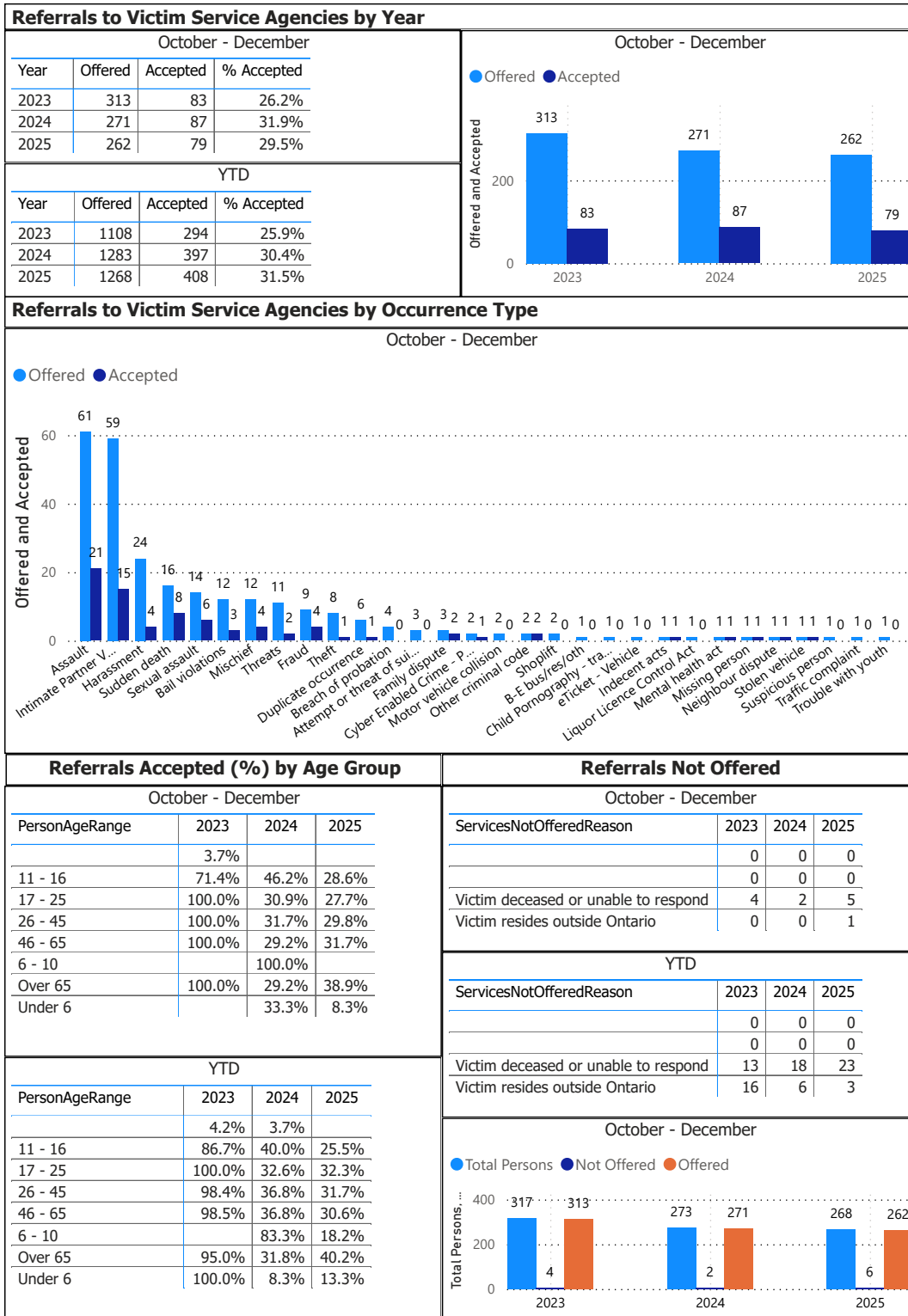
Data source date:

28-Jan-2026

Report Generated on:

28-Jan-2026 7:59:24 PM

OPP Detachment Board Report Records Management System October - December 2025



Detachment: 3M - UPPER OTTAWA VALLEY

Location code(s): 3M20 - PEMBROKE

Area(s): 3172 - Pembroke, 3231 - Pembroke Downtown Core

Data source date:

28-Jan-2026

Report Generated on:

28-Jan-2026 7:59:24 PM

OPP Detachment Board Report
Report Information Page

Report Data Source Information:

Data Sources Utilized

- Niche RMS – CTSB Data Feed
- Collision Reporting System (eCRS)
- POIB File Manager
- Daily Activity Reporting System

Niche RMS

RMS data presented in this report is dynamic in nature and any numbers may change over time as the OPP continue to investigate and solve crime.

The following report tabs acquire their data from the OPP Niche RMS – CTSB Data Feed

- Complaints (Public Complaints Section Only)
- Charges
- Warnings
- Violent Crime
- Property Crime
- Drug Crime
- Clearance Rate
- Unfounded
- Other Crime
- Youth Charges
- MHA – Mental Health Act
- Overdose
- Victim Services

Collision Reporting System (eCRS)

Traffic related data for Collisions and Fatalities are collected from the OPP eCRS application.

The following report tabs acquire their data from the OPP eCRS (Collision Reporting System)

- Collisions
- Fatalities

DAR (Daily Activity Reporting)

Patrol hours are collected from the OPP DAR application.

The following report tabs acquire their data from the OPP DAR (Daily Activity Reporting)

- Complaints (Patrol Hours Section Only)



Pembroke Upper Ottawa Valley OPP Detachment Board
Pembroke Police Services Board
1 Pembroke Street East
Pembroke, ON K8A 3J5

Pembroke Upper Ottawa Valley OPP Detachment Board Report

To: Pembroke Police Services Board
From: Victoria Charbonneau
Municipal Clerk
Date: February 4, 2026
RE: **Crime Stoppers Support Request**

Recommendation:

That the Pembroke Upper Ottawa Valley OPP Detachment Board select one of the following options:

1. Provide a donation in the amount of _____ in support of the Renfrew County Crime Stoppers.
2. Receive the report as information.

Background:

The Renfrew County Crime Stoppers program is one of 37 programs in Ontario and covers one of the largest regions in the province (over 7,500 square kilometres).

The Crime Stoppers program provides a platform for the public to submit tips about crimes. The information is forwarded to the police, but the Tipster remains anonymous and does not have to appear in court. If the information helps solve a crime, the Tipster could receive a cash reward of up to \$2,000.

As a not-for-profit charitable organization, Crime Stoppers relies on support and partnerships to promote and operate the program. Crime Stoppers is volunteer-run and does not receive regular government funding. The program cannot function without awareness, community commitment, and funds to cover expenses and pay rewards.

Financial Implication:

The Pembroke Police Service Board has a public relations budget line with \$3,500 earmarked for public relations

Discussion:

Correspondence has been received from the Chair of Renfrew County Crime Stoppers seeking support for their programming. In the correspondence it was indicated that donations not only support the rewards paid out to Tipsters but also to help procure signage and marketing materials, fund the call centre and online tip platform, and allow the group to



Pembroke Upper Ottawa Valley OPP Detachment Board
Pembroke Police Services Board
1 Pembroke Street East
Pembroke, ON K8A 3J5

increase awareness, generate more tips, and assist the police in solving more crimes to make communities safer.

As highlighted in a report to the board dated July 23, 2025 the City of Pembroke currently collaborates with Crime Stoppers in the following areas:

Public Education Partnership

Crime Stoppers information included in City of Pembroke tax bills to further promote to residents, and social media campaigns on municipal pages and websites

- In September 2024 – Crime Stoppers information was shared the City's tax bill insert.
- There will be more Crime stopper information added to the September 2025 City Tax bill

Community Watch Meetings Attendance by Crime Stoppers

- Crime Stoppers representatives have been attending Community Watch meetings.

Share material on PSB Facebook site

- The Police Service Board Facebook page follows Crime Stoppers and endeavours to share important posts to boost public awareness regularly

Respectfully submitted,

Victoria Charbonneau
Municipal Clerk